

News from data.table 1.9 and H2O

London R Meetup

15 Jun 2015

Matt Dowle

Past presentations here at LondonR

- **2015 June** - News from v1.9
- **2012 June** - News from v1.6, v1.7 and v1.8
- **2010 July** - News from v1.4.1 and v1.5
- **2009 July** - data.table: Higher speed time series queries

<http://www.londonr.org/Presentations.html>

<https://github.com/Rdatatable/data.table/wiki>

At recent conference in Chicago

Thomas in audience to me:

**“dplyr has completely killed off
data.table.”**

**I'll tackle this now in one slide and one
Stack Overflow question**

<https://github.com/Rdatatable/data.table/wiki>

fast **aggregation** of large data; e.g. 100GB in RAM (see **benchmarks** on up to two billion rows)

fast **ordered joins**; e.g. rolling forwards, backwards, nearest and limited staleness

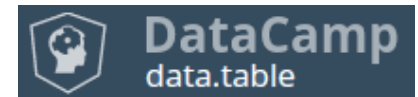
fast **overlapping range joins**; e.g. GenomicRanges

fast add/modify/delete of columns **by reference** by group using no copies at all

cells may themselves contain vectors/objects/functions; i.e. **columns of type list**

fast and friendly file reader: **fread**

data.table compared to dplyr



- + speed e.g. research into production (e.g. daily or intra-day) with no code changes
- + or might need speed in future and don't want to rewrite then
- + brief syntax to prevent code bloat; e.g. do anything in `j`
- + optimization of combined **DT[where, select|update|do, by]**


data.table course on DataCamp

Compatible

- data.table is a data.frame too

```
> class(DT)
[1] "data.table" "data.frame"
```

- Accepted as a data.frame by other packages
- DT[...] looks to see where it is called from
- Redirects to DF[...] for those packages which don't know about data.table



08:00

Computing on columns

```
> DT
   A B C
1: 1 a 6
2: 2 b 7
3: 3 c 8
4: 4 d 9
5: 5 e 10
```

```
> DT[, .(Total=sum(A), Mean=mean(C))]
```

	Total	Mean
1:	15	8



12:30

1. Introduction
2. Selecting columns in j
3. Doing j by group
4. Chaining
5. [S]ubset [D]ata
6. Using := in j
7. Set
8. Indexing
9. Keys
10. Rolling joins

Follow the data.table course on www.DataCamp.com



Automatic indexing

```
> DT # 1.5GB
```

```
      id val
1e+00: BAR  5
2e+00: FOO  1
3e+00: REW  4
4e+00: NUR  5
5e+00: AMW  3
----
1e+08: QNP  1
1e+08: HXB  2
1e+08: FOO  1
1e+08: CYY  2
1e+08: VKG  1
```

```
> DT[id=="FOO",]
```

```
      id val
1: OSK  1
2: OSK  3
----
5813: OSK  5
5814: OSK  1
```

```
      user system elapsed
1.928    0.064  1.991
```

1st time

```
> DT[id=="BAR",]
```

```
      user system elapsed
0.000    0.000  0.001
```

2nd time

```
> DT[id %in% c("FOO", "BAR"),]
```

```
      user system elapsed
0.000    0.000  0.001
```

> options(datatable.verbose=TRUE)

> DT[id=="FOO",]

creating new index 'id'

forder took 1.991 sec

bmerge took 0.001 sec

1st time

> DT[id=="BAR",]

using existing index 'id'

bmerge took 0.001 sec

2nd time

```
> DF %>% filter(id=="FOO")
```

```
  user  system elapsed  
1.952   0.020   1.970
```

1st time

```
> DF %>% filter(id=="FOO")
```

```
  user  system elapsed  
1.940   0.012   1.949
```

2nd time

```
> DF[DF$id=="FOO", ]
```

```
  user  system elapsed  
2.244   0.124   2.367
```

1st time

```
> DF[DF$id=="FOO", ]
```

```
  user  system elapsed  
2.260   0.112   2.369
```

2nd time


```
> DT %>% filter(id=="FOO") # v0.3.0.2
                               # Oct 2014
```

using existing index 'id'

Starting bmerge ...done in 0 secs

user	system	elapsed
0.000	0.000	0.001

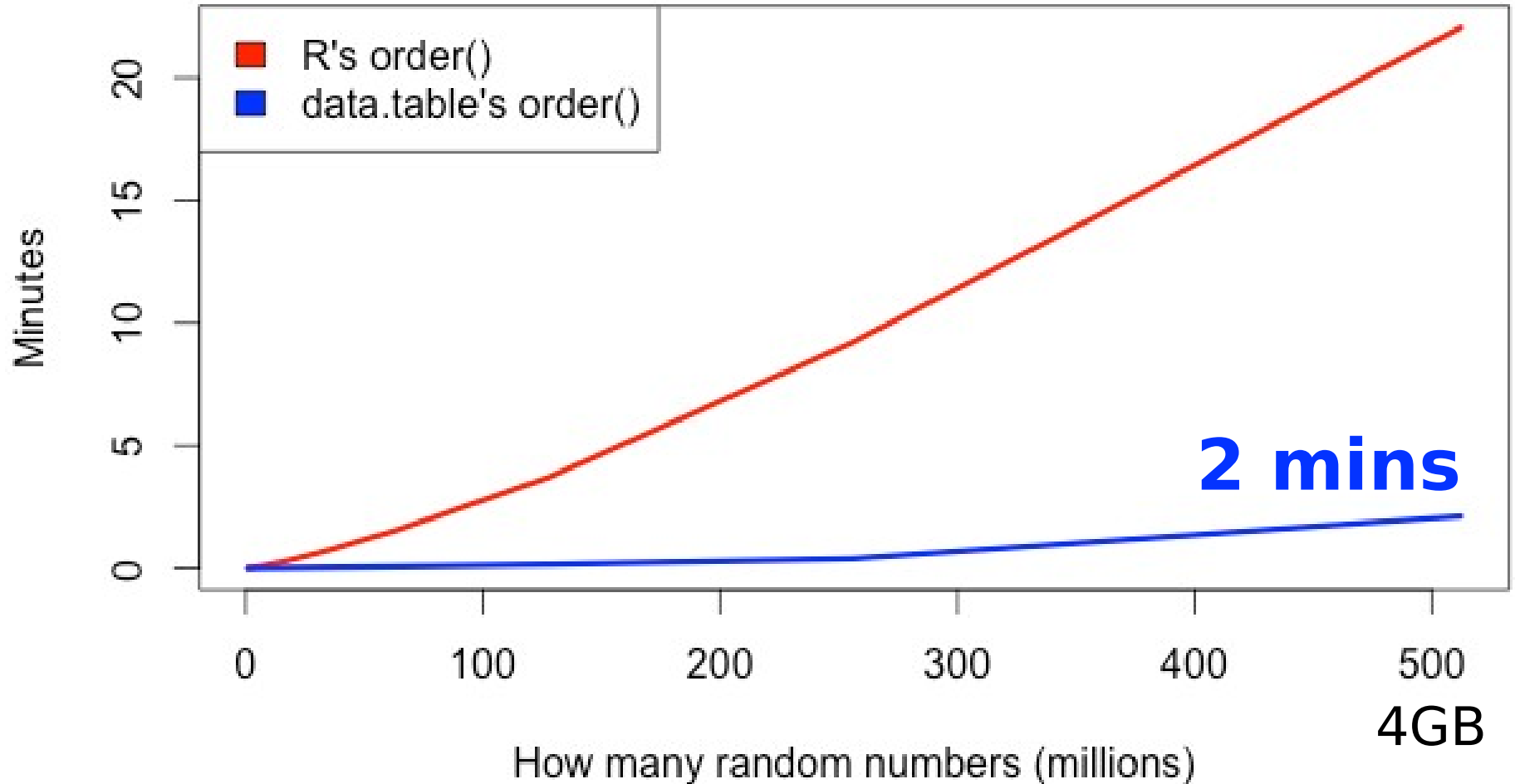
It used to work great via dplyr

```
> DT %>% filter(id=="FOO") # v0.4.0
                               # Jan 2015
```

user	system	elapsed
1.952	0.020	1.982

I don't know why dplyr changed –
need time to investigate.

22 mins



2 mins

MacBook Pro 2.8GHz Intel Core i7 16GB
R 3.1.3 data.table 1.9.4

References

Terdiman, 2000

<http://codercorner.com/RadixSortRevisited.htm>

Herf, 2001

<http://stereopsis.com/radix.html>

Arun Srinivasan implemented `forder()` in `data.table` entirely in C for integer, character and double

Matt Dowle changed from LSD (backwards) to MSD (forwards)

Pros

- Index storage is small and fixed: $nrow * 4 | 8$ bytes
- No collisions in hash table (no hash table)
- Building new indexes may be able to reuse existing indexes
- Rolling joins and overlapping range joins

Cons

- Insert and delete of rows requires memmove
- Binary search vs direct hash table lookup (note though collisions)

Other items from v1.9

- `by=.EACHI`
- Overlap joins
- `.()` shortcut for `list()`
- `rbindlist` gains `use.names` and `fill` arguments
- `bit64::integer64` in grouping and joins
- `setNumericRounding()`
- `setorder` by reference
- `anyDuplicated.data.table`

... continued

- Gforce optimization
- Fast melt and dcast from reshape2
- Joins scale better as the number of rows increases
- Sorting adapts to almost sorted data
- fread system commands
- .SDcols can de-select columns

H2O

Machine learning e.g. Deep Learning

In-memory, parallel and distributed

1. Data $>$ 250GB needle-in-haystack; e.g. fraud
2. Data $<$ 250GB compute intensive, parallel 100's cores
3. Data $<$ 250GB where feature engineering $>$ 250GB

Speed for production

Open source on GitHub, liberal Apache license

Install H2O

```
# If java is not already installed :  
$ sudo add-apt-repository -y ppa:webupd8team/java  
$ sudo apt-get update  
$ sudo apt-get -y install oracle-java8-installer  
$ sudo apt-get -y install oracle-java8-set-default  
$ java -version
```

```
$ R  
> install.packages("h2o")
```

That's it.

Start H2O

```
> library(h2o)
```

```
> h2o.init()
```

```
H2O is not running yet, starting it now...
```

```
Successfully connected to http://127.0.0.1:54321
```

```
R is connected to H2O cluster:
```

```
H2O cluster uptime:          1 sec 397 ms
```

```
H2O cluster version:        2.8.4.4
```

```
H2O cluster total nodes:    1
```

```
H2O cluster total memory:   26.67 GB
```

```
H2O cluster total cores:    32
```

h2o.importFile

23GB .csv, 9 columns, 500e6 rows

```
> DF <- h2o.importFile("/dev/shm/test.csv")
```

```
  user  system elapsed
```

```
0.775   0.058  50.559
```

```
> head(DF)
```

	id1	id2	id3	id4	id5	id6	v1	v2	v3
1	id076	id035	id00000003459	20	80	8969	4	3	43.1525
2	id062	id023	id00000002848	99	49	7520	5	2	86.9519
3	id001	id052	id00000007074	89	16	8183	1	3	19.6696

```
library(h2o)
```

Parallel

```
h2o.importFile("/dev/shm/test.csv") # 50 seconds
```

```
library(data.table)
```

Single thread

```
fread("/dev/shm/test.csv")
```

5 minutes

```
library(readr)
```

Single thread

```
read_csv("/dev/shm/test.csv")
```

12 minutes

h2o.importFile also

- compresses the data in RAM
- profiles the data while reading; e.g. stores min and max per column, for later efficiency gains
- included in 50 seconds

Questions?

<https://github.com/Rdatatable/data.table/wiki>

<http://h2o.ai/product>