
Disambiguation the Black Technology

Zhihao Yuan <zhihao.yuan@rackspace.com>

Why this talk

Bjarne: when you say SFINAE I get an icy feeling down my spine.

The background of the slide features a series of concentric circles in various shades of light blue, starting from a very light blue and gradually becoming a slightly darker shade towards the right side of the image.

Why this talk

“I rarely have need of anything but the normal function binding.”

The background of the slide features a series of concentric circles in shades of light blue and white, located in the bottom right corner. The circles are centered near the bottom right edge, creating a sense of depth and movement.

Why this talk

A “real world” example:

```
void WriteAll(Stream& source, bool encrypted);①  
void WriteAll(Stream& source, std::string const& md5);②  
  
fs.WriteAll(s, "c6b16a0a6582e869d59ea65c79b9a221");
```

A basic disambiguation procedure

```
void WriteAll(Stream& source, bool encrypted);  
void WriteAll(Stream& source, std::string const& md5);
```

```
"c6b16a0a6582e869d59ea65c79b9a221"
```

```
char const[33]
```

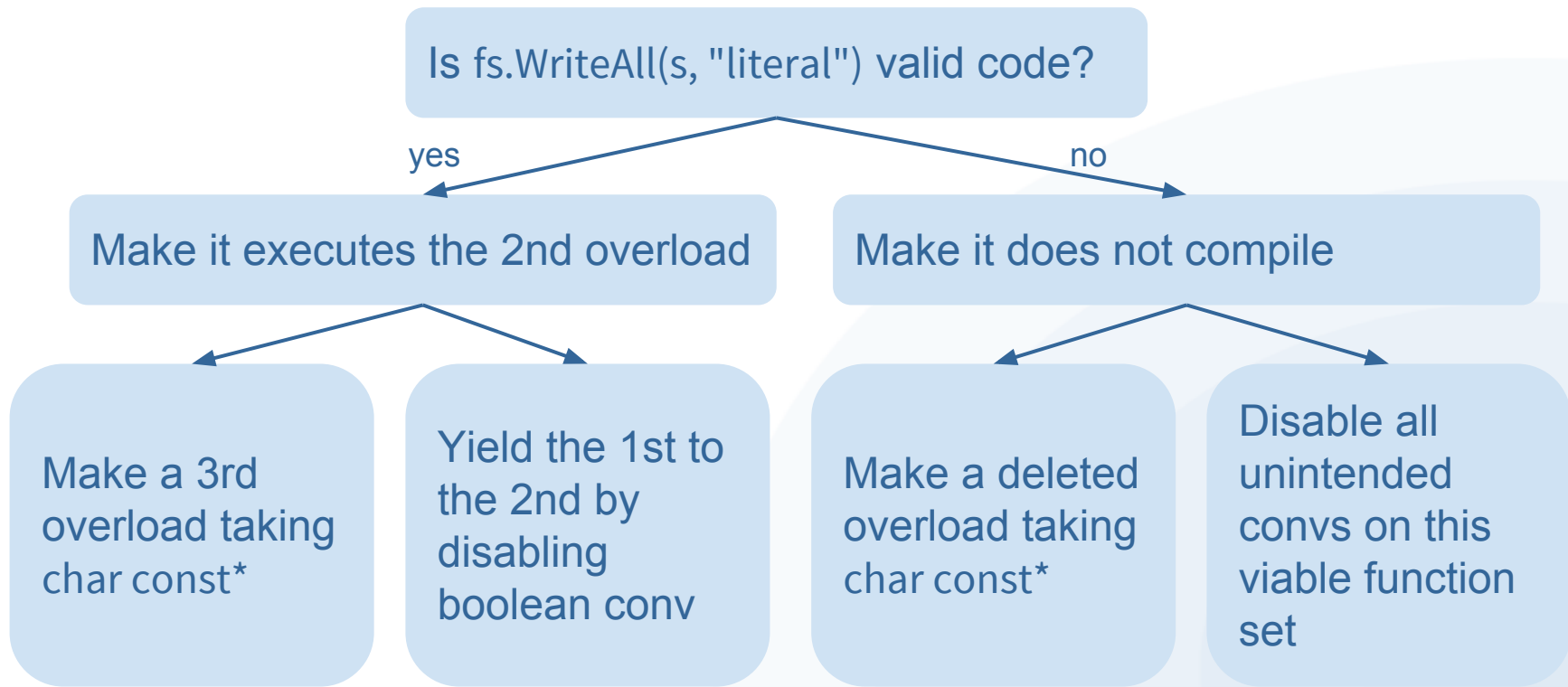
⇒ char const*	// array-to-pointer, “exact match”
⇒ bool	// boolean conversion
⇒ std::string	// user-defined conversion

A basic disambiguation procedure

```
void WriteAll(Stream& source, bool encrypted);  
void WriteAll(Stream& source, std::string const& md5);
```

```
// Quick fix:  
fs.WriteAll(s,  
    std::string("c6b16a0a6582e869d59ea65c79b9a221"));
```

A basic disambiguation procedure



Reflection

... Why the two functions are overloaded?



What this talk does

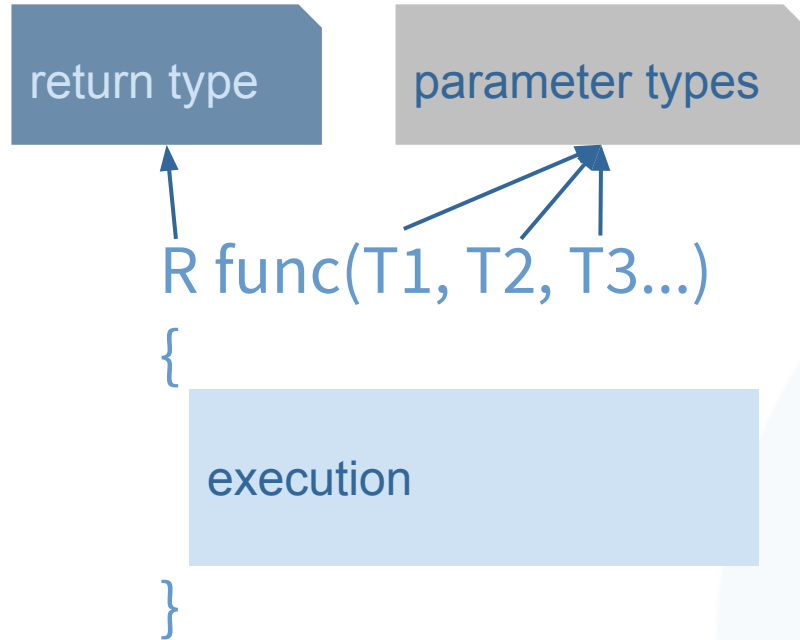
- Share my thoughts on when to overload
- Introduce disambiguation techniques working for one or two types
- Introduce techniques to control overloading multiple types
- Introduce techniques to control overloading types with various relationship

When to overload

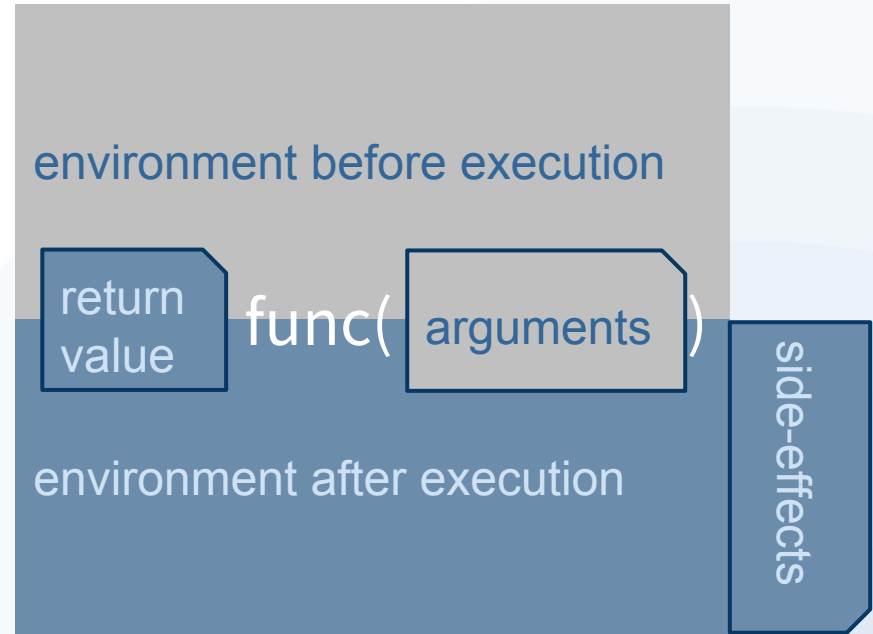
The background features a series of concentric circles in shades of light blue and grey, centered on the right side of the slide. A horizontal dotted line in a light blue color spans the width of the slide near the top.

The way this talk understand functions

function

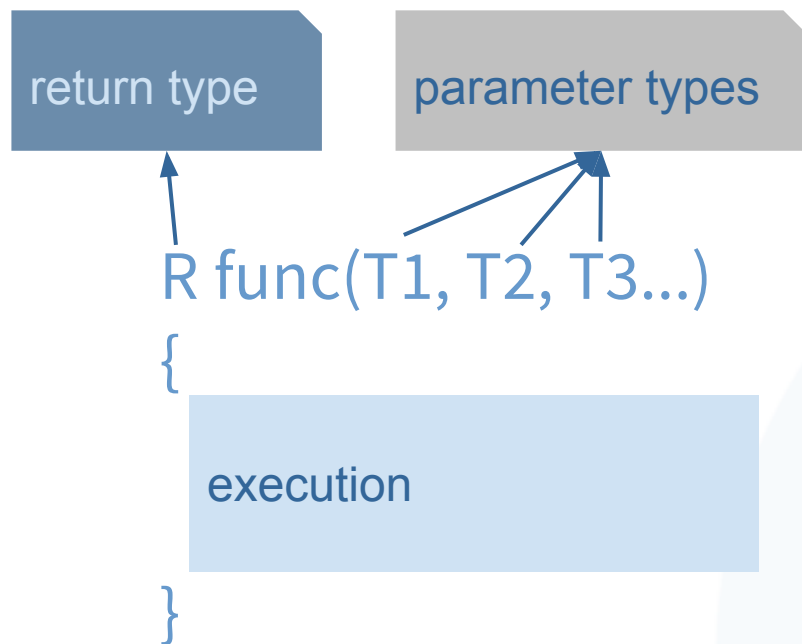


function call



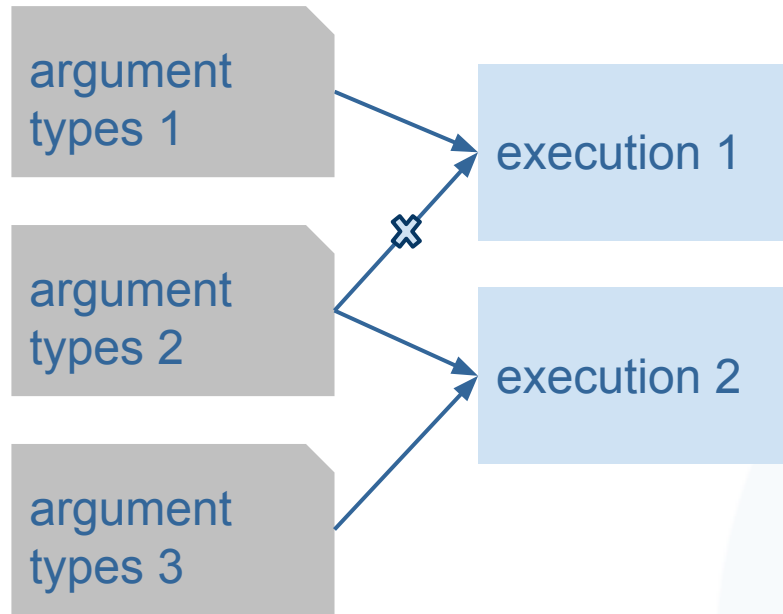
* search C++ Std for *"INVOKE"*

Overload resolution



Overload resolution selects execution based on the argument types.

Disambiguation

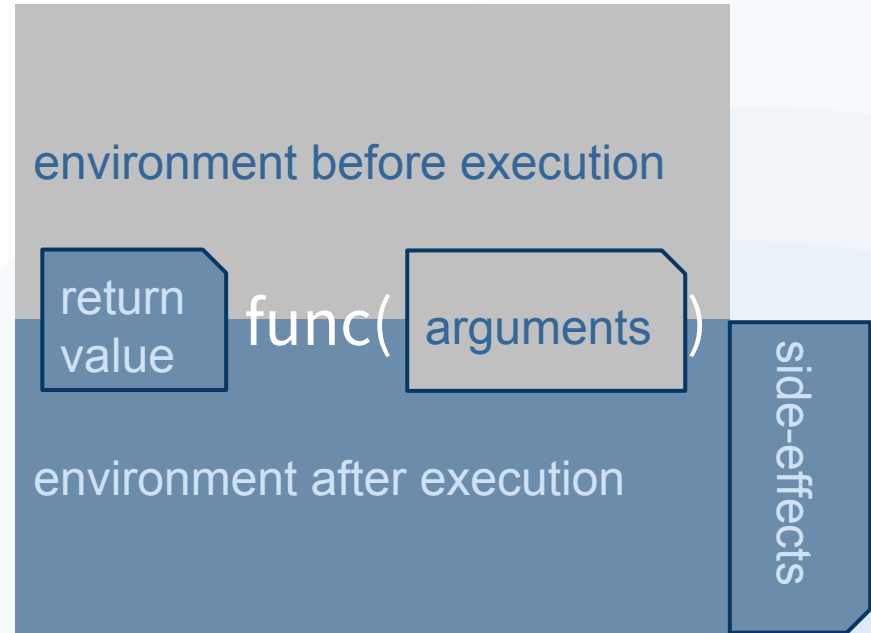


Overload resolution selects execution based on the argument types.

Disambiguation avoids unintended execution(s) **without** changing the argument types.

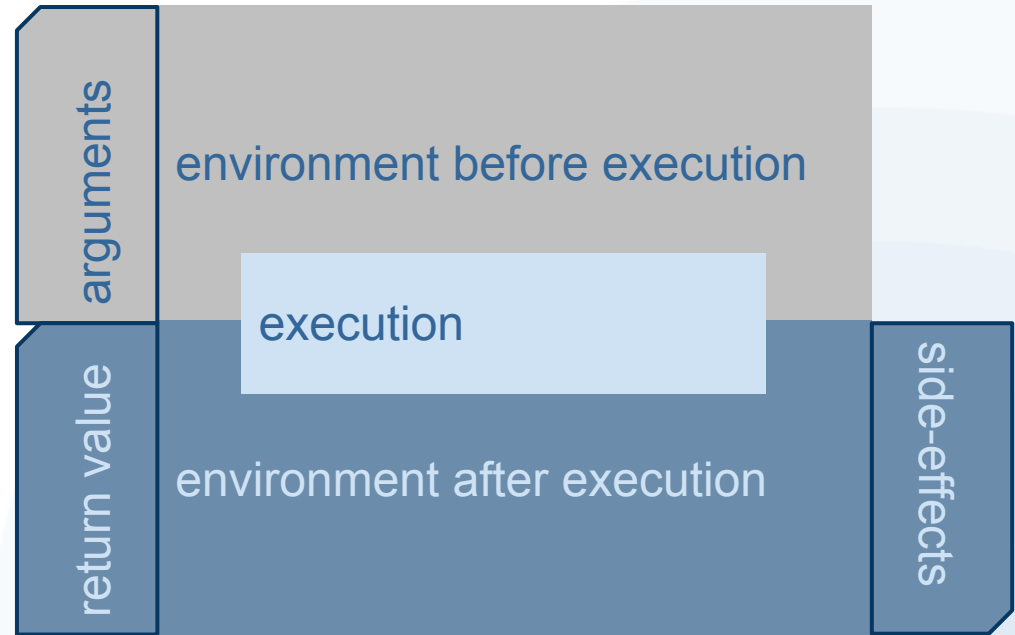
Input and Output

The environment before execution and the states of the arguments are collectively called *Input*; the environment after execution, the states of the return value, and side-effects, are collectively called *Output*.



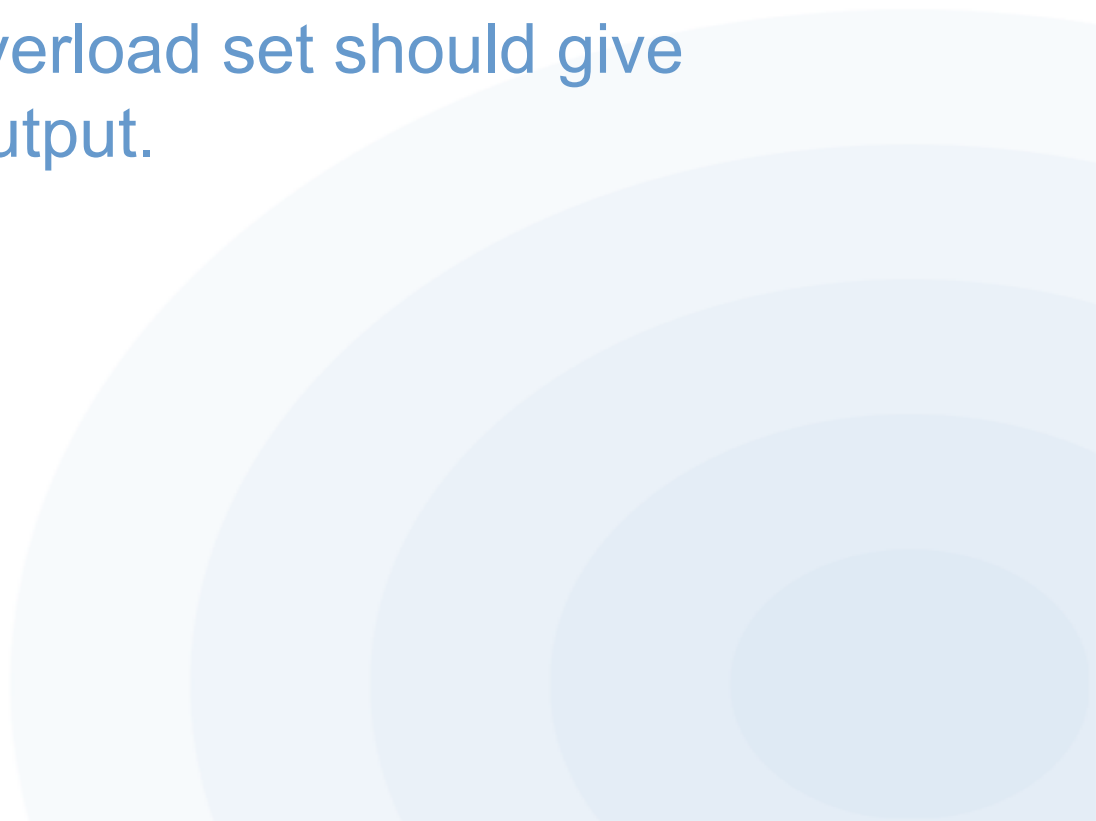
Execution

An execution gives a certain output for a certain input. *



My thoughts on overloading

Functions in the same overload set should give semantically the same output.



My thoughts on overloading, translated

If two functions are overloaded, they should provide the same functionality.

The background of the slide features a series of concentric circles in various shades of light blue, centered on the right side and extending towards the bottom right corner.

My thoughts on overloading, relaxed

Functions in the same overload set should give semantically the same output.

Minimal requirement: “Functions that may exist in the same viable function set ...”

≠ that may accept the same number of arguments

So...

1. Design your overload set as one function
2. You are not able to disambiguate every case
3. Design your viable function set as one function if 1) is not a choice



Basic techniques

Remove a subset from an overload set

some function(signature) = delete;

- Work with SFINAE *
- Do not use static_assert for this purpose

Capture one type

```
void write(std::string const&);  
void write(std::experimental::string_view);  
void write(char const *);      // add an overload
```

- Does not break ABI
- Combine with = delete to shut a use off
- Downside: scalability

Capture the other types

```
void write(std::string const&);  
template <typename T>  
void write(T const&);      // unspecialized template
```

- Does not break ABI
- Side-effect: implicit conversions* are turned off on this viable function set
- Make use of that side-effect: limiting the viable function set to accept only specified types

... if you don't have an object of that type

```
void write() { write_impl(identity<Type>()); }  
void write_impl(identity<char>);
```

- When an object of `identity<T>` participates in overload resolution instead of `T`, **all** implicit conversions to `T` do not apply, including lvalue-to-rvalue conversions.
- Use it in implementation, and be aware of cv-qualification.

Type function identity

```
template <typename T>  
struct identity  
{  
    typedef T type;  
};
```

A proposal to standardize this:

<http://www.open-std.org/JTC1/SC22/WG21/docs/papers/2013/n3766.html>

Ambiguated template argument deduction

```
template <typename T>
void push_back(std::vector<T>& v, T t)
{
    v.push_back(std::move(t));
}
```

```
std::vector<long> v;
push_back(v, 3);      // LOL
```

Restrict the source of deduction

```
template <typename T>
void push_back(std::vector<T>& v,
    typename identity<T>::type t)    // non-deduced ctx
{
    v.push_back(std::move(t));
}
```

- Can also be used to shut off deduction completely and enforcing passing the template argument (`std::forward`)

Limit the genericity of a template

a.k.a “constrained template”

```
template <typename T>  
void write(T const&);           // unconstrained
```

```
template <typename T>  
void write(T const&,  
    std::enable_if_t<std::is_pod<T>{}>* = 0);           // c++14
```

Speak English!

```
template <typename T>  
void write(T const&,  
    std::enable_if_t<std::is_pod<T>{}>* = 0);
```

Read this in the “standard” way:

This function shall not participate in overload resolution unless T is not a POD type.

Let's start from scratch



Common styles

```
template <typename T>  
std::enable_if_t< ... > func(T);           // return void
```

```
template <typename T>  
std::enable_if_t< ..., R> func(T);         // return R
```

```
template <typename T>  
MyClass(T, std::enable_if_t< ... >* = 0);
```

More styles

```
template <typename T,  
    std::enable_if_t< ..., int> = 0>  
R func(T);
```

```
template <typename T,  
    typename = std::enable_if_t< ... >>  
R func(T);    // caution: template redefinition  
              // has workaround but, savepoint
```


... if your function is not a template

Just make it a template:

```
template <typename>  
std::enable_if_t< ... > func();
```

- Caveat: not been recognized as a special member function, see Eric's article:

<http://ericniebler.com/2013/08/07/universal-references-and-the-copy-constructo/>

SFINAE is a hammar


Gabriel: The wording about “shall not participate in overload resolution” appears to dictate a local modification of language rules [...]

... but don't use it like a hammer

```
template <typename>
std::enable_if_t<not (std::is_same<C, std::list<V>>{} or
                    std::is_same<C, Vector>{})>
sort() { std::sort(begin(c_), end(c_)); }
```

```
template <typename>
std::enable_if_t<std::is_same<C, std::list<V>>{}>
sort() { c_.sort(); }
```

```
template <typename>
std::enable_if_t<std::is_same<C, Vector>{}>
sort() { c_.Sort(); }
```



... just an identity dispatching

```
void sort() { sort_impl(identity<C>()); }
```

```
template <typename T>
```

```
void sort_impl(identity<T>) { std::sort(begin(c_),end(c_)); }
```

```
void sort_impl(identity<std::list<V>>) { c_.sort(); }
```

```
void sort_impl(identity<Vector>) { c_.Sort(); }
```

Patterns seen so far

- Specific-only interface
- General-specific interface
- Constrained general-specific interface
- General-specific implementation

Each function template overload may individually choose its own type of interface.



Extensible techniques

Multiple constrained-general interface

Programming templates

- Type functions
 - Control flows
 - if (`std::enable_if`)
 - if-else (`std::conditional`)
 - Type predicates
 - Type modifications and transformations
- Higher order type functions (not in std)
- Data structures (not in std)

Contract of a type function

Does this work?

```
template <typename T>  
std::make_unsigned_t<T>  
to_unsigned(T);
```

```
seminumeric::bits  
to_unsigned(seminumeric::integer);
```

... picking up the topic mentioned before

1. Type function may have precondition
2. `static_assert` denotes a compile-time precondition violation, not a constraint
3. A function with a compile-time wide contract should not use `static_assert`

Scalability

One type function replaces all overloads, everywhere

```
template <typename T>  
std::enable_if_t<std::is_integral<T>{}>, T>  
abs(T n);
```

```
template <typename T>  
std::enable_if_t<std::is_integral<T>{}>, get *div_t>  
div(T n);
```

Ambiguated overloaded function templates

```
template <typename T>  
std::enable_if_t<std::is_integral<T>{}>  
write(T t);
```

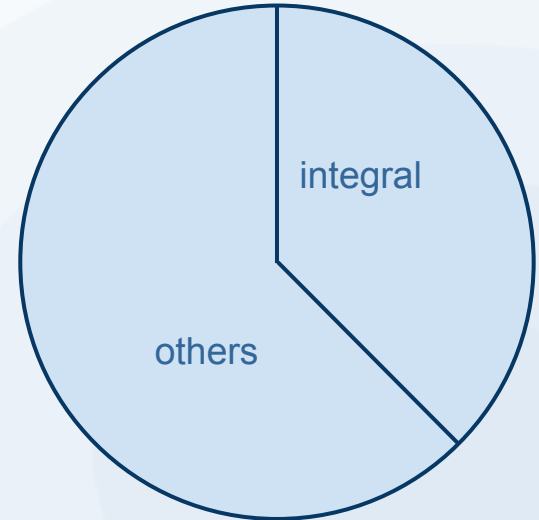
... until you want to capture the others

```
template <typename T>  
std::enable_if_t<std::is_integral<T>{}>  
write(T t);
```

```
template <typename T>  
std::enable_if_t<not std::is_integral<T>{}>  
write(T const& t);
```

... because

1. Two function templates overloads are ambiguous only if neither is more specialized than the other
2. They accept a union set of types
3. To disambiguate them, each overload has to be constrained to accept disjointed subset of types



Again, turn it into an overloading problem!

```
template <typename T>  
void write(T&& t)  
{ write_impl(std::forward<T>(t), std::is_integral<T>()); }
```

```
template <typename T>  
void write_impl(T t, std::true_type);
```

```
template <typename T>  
void write_impl(T const& t, std::false_type);
```

Multiple properties

	<code>is_integral<T>()</code> ,	<code>is_signed<T>()</code> ,	<code>is_unsigned<T>()</code>
signed integer	<code>true_type</code> ,	<code>true_type</code> ,	<code>false_type</code>
unsigned integer	<code>true_type</code> ,	<code>false_type</code> ,	<code>true_type</code>
floating point	<code>false_type</code> ,	<code>true_type</code> ,	<code>false_type</code>
others	<code>false_type</code> ,	...	



Really extensible techniques

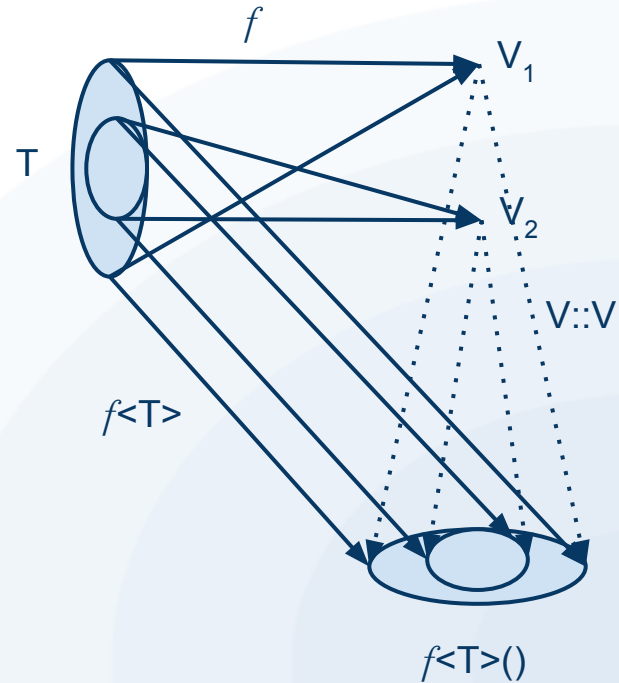
Hierarchy type relationships

Ruminations on identity dispatching

1. `identity<T>()` is an object to represent uniqueness of `T`
2. `is_integer<T>()` is an objects of one of two types to represent a boolean property of `T`
3. What we get if having $f<T>$ with a limited number of possible return types?

Idea behind tag dispatching

1. Let $V = f\langle T \rangle$
2. Any relationship on V can be observed equivalently on T and $f\langle T \rangle()$
3. Let $T_a, T_b \in T$, $f\langle T_a \rangle()$ is convertible to $f\langle T_b \rangle()$, then we consider that T_a **refines** T_b in terms of V .



Conclusion

- Design overloaded functions as one function
- Design by patterns, disambiguate by patterns
- Prefer using overload resolution to solve overloading problems
- SFINAE as a last resort

Resources

Stephan T. Lavavej: Core C++, 2 of n (Template Argument Deduction)

<http://channel9.msdn.com/Series/C9-Lectures-Stephan-T-Lavavej-Core-C-/Stephan-T-Lavavej-Core-C-2-of-n>

Stephan T. Lavavej: Core C++, 3 of n (Overload Resolution)

<http://channel9.msdn.com/Series/C9-Lectures-Stephan-T-Lavavej-Core-C-/Stephan-T-Lavavej-Core-Cpp-3-of-n>

Function Overloading Based on Arbitrary Properties of Types

<http://www.drdobbs.com/function-overloading-based-on-arbitrary/184401659>

Questions

